

Texas Autocross Weekend 2008

Dr. Bob Woods

The 8th annual Texas Autocross Weekend was held on 25 – 27 July 2008. The venue was Friday night social at Dr. Woods' house with video, games and puzzles, and race talk. On Saturday, we raced all day at the big lot on the UTA campus. The morning course was the 1998 FSAE endurance course and the afternoon course was a more open and faster course. On Sunday, we joined the monthly autocross event sponsored by our local sports car club, Equipe Rapide (ER). ER provided the timing for our event on Saturday.

This year, eight universities were present, one without a car. The University of Texas at Arlington (UTA) brought out 9 cars, University of Kansas (KU) brought 3 cars, South Dakota School of Mines and Technology (SDSMT) brought 3 cars in a 1200 mile trip, Auburn University (AU) brought 3 cars in a 725 mile trip, the University of Oklahoma (OU) had one car, the University of Texas at Austin (UT) had 2 cars, the University of Houston (UH) had one car, and Louisiana State University (LSU) came to observe. There were a total of 21 cars running on Saturday, and 75 students. The faculty advisor from Texas A&M (Dr. Make McDermott) drove up for the day and the advisor from Auburn (Dr. Peter Jones) came with the team. That made three advisors that have won the Carroll Smith Mentor's Cup.



Cars, UTA front row



Team members, UTA front row




Cars, guests front row

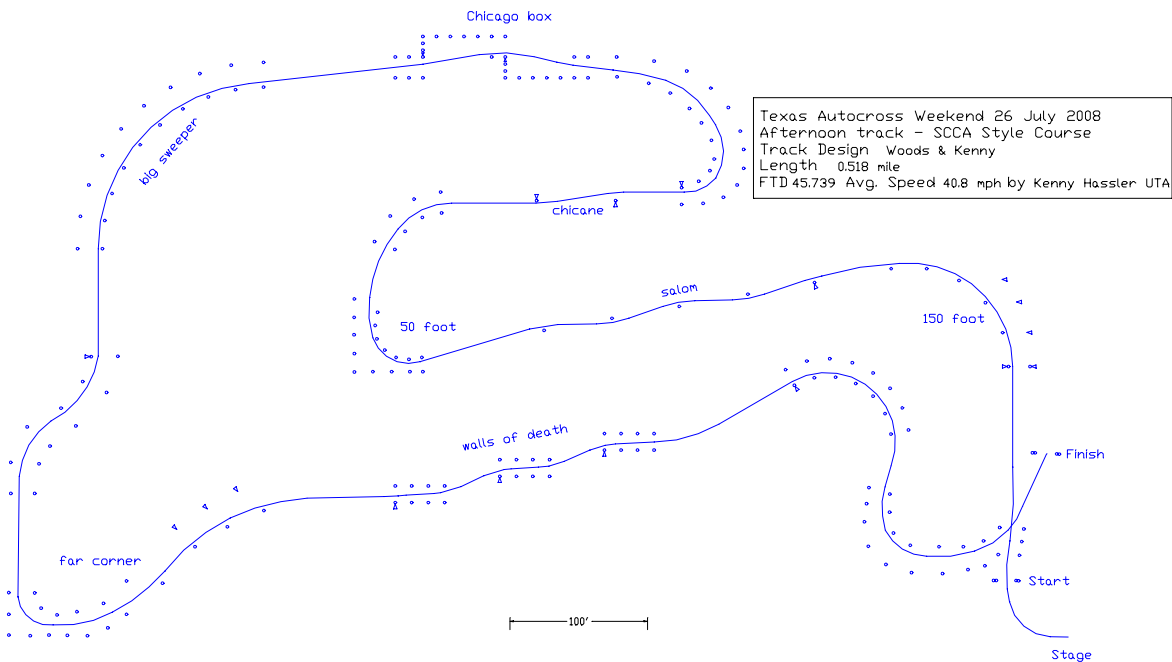


Team members, guests front row

Saturday Morning Course: The first course was the endurance course from the 1998 Formula SAE event. Eric Leichtle from UTA had the FTD with a 49.552 in the F08 car with wings. The top 10 included Clay Pojorlie SDSMT, Nick Roberts KU, Alejandro Moreno UTA, Kenny Hassler UTA, Dave Collins OU, Clint Madewell UTA, Chris Auerbach UT, Bobby Alley OU, and Erich Ohlde KU.

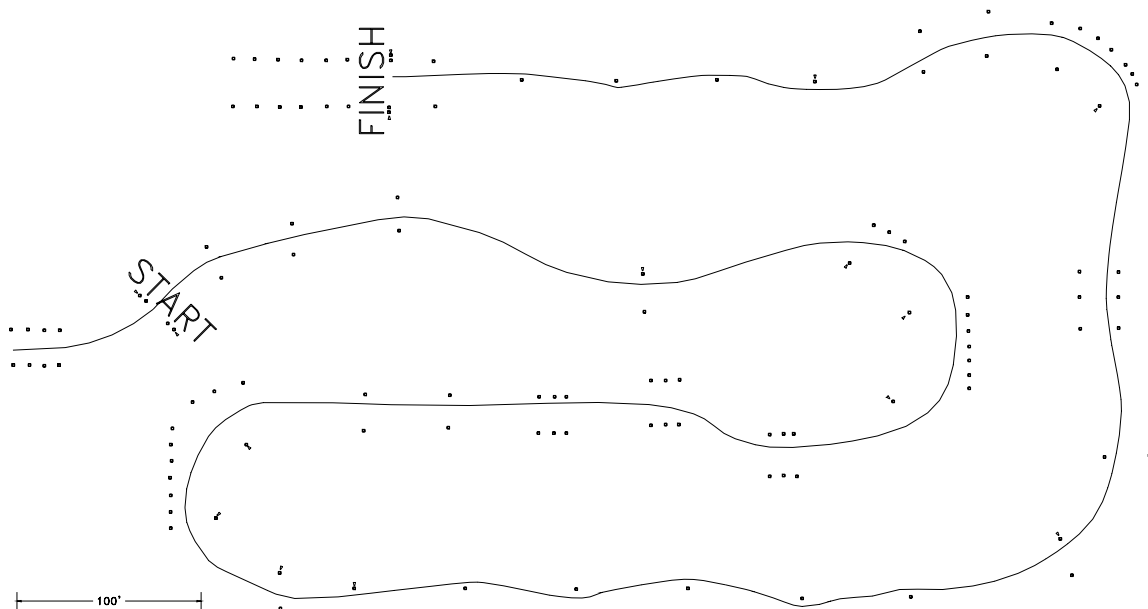


Saturday Afternoon Course: The afternoon course was more open and faster. It included the Chicago box, a high-speed sweeper, and the walls of death. The FTD was set by Kenny Hassler from UTA with a 45.739 in the UTA F07 car with wings. In the top 10 were Eric Leichtle UTA, Nick Roberts KU, Alejandro Moreno UTA, Clay Pojorlie SDSMT, Denver Stone UTA, Dr. Bob Woods UTA, Erich Ohlde KU, Dave Collins OU, and Gary Kramar ER in the UTA-designed F440.



Sunday's Equipe Rapide Autocross: Sunday, we joined the regularly-scheduled ER event on the concrete parking lot at Pennington Field. <http://www.autocross.com/er/> We had a record number of FSAE entries in an autocross event with 39 drivers. The course was very open with only a few cones marking the relatively fast track. The grip level on the concrete was very good and the course was well-suited to FSAE.

Kenny Hassler UTA set the FTD with a 31.623 in the UTA F07 winged car. Nick Roberts KU was right on his heels with a 31.666 in a winged KU car. Others in the top ten were Jared Anderson KU, Eric Leichtle UTA, Dr. Bob Woods UTA, Clay Pojorlie SDSMT, Denver Stone UTA, Lawrence Raitinger KU, David Collins OU, and Bobby Alley OU. The details of all timing and scoring are presented at the end of this summary.



Sponsors: The Friday night social was sponsored by Arnold Petsche of the A.E. Petsche Wire and Connector Company. Arnold also brought out two show cars, a Detroit Duce and a BMW Z8 on Saturday. Texas Engineering Systems, supplier of Solidworks and Cosmso sponsored the BBQ lunch for everybody. Texas Engineering Systems sponsored a pizza party Saturday night and gave a presentation of some of the new features of SolidWorks and Cosmos. Craig Taylor of Taylor Race, supplier of drivetrain parts for FSAE, co-sponsored the pizza and water for Saturday. Dr. Mike Andrews of Complete Accident Reconstruction Service brought water for Saturday. Leo Davis of Davis Technologies brought out a Hummer with his liquid spring shocks on it. Rob Rowton and Raj Narayanan drove their BMW M3 Dinan and Ferrari 430 as a demo on the afternoon course.

Summary

This year went very smoothly and I think everyone enjoyed the weekend. We didn't have very many car break downs and I think most people got to run as much as they wanted. I was very impressed with the schools that traveled so far and brought so many cars and students. Best wishes to everyone for next year.

http://www.theshorthorn.com/index.php?option=com_content&task=view&id=9334&Itemid=65
http://www.theshorthorn.com/index.php?option=com_content&task=view&id=9520&Itemid=65

Saturday Morning FSAE Course – Sorted by best time

pl.	name	car	raw time		time	Dt from
1	Eric Leichtle	UTA 08w	49.552		49.552	first
2	Clay Pojorlie	SD 06w	50.045		50.045	0.493
3	Nick Roberts	KU 134w	50.208		50.208	0.656
4	Alejandro Moreno	UTA 08w	50.483		50.483	0.931
5	Ken Hassler	UTA 06w	51.747		51.747	2.195
6	Dave Collins	OU 79w	51.815		51.815	2.263
7	Clint Madewell	UTA 05w	52.388		52.388	2.836
8	Chris Auerbach	UT 44	52.845		52.845	3.293
9	Bobby Alley	OU 79w	53.129		53.129	3.577
10	Erich Ohlde	KU 10	53.196		53.196	3.644
11	Wes Snaza	SD 26w	51.325	+1c	53.325	3.773
12	Tim Patek	UTA 07w	53.369		53.369	3.817
13	Aaron Guliuzza	SD 06w	53.570		53.570	4.018
14	Matt Travis	UT 44	54.584		54.584	5.032
15	Denver Stone	UTA 03w	54.893		54.893	5.341
16	Wes Blackman	OU 79w	54.956		54.956	5.404
17	Austin Smith	AU 61	55.071		55.071	5.519
18	Brad Sawyer	UTA 08w	54.228	+1c	56.228	6.676
19	Dr. Bob Woods	UTA 88	54.375	+1c	56.375	6.823
20	Chris Young	AU 61	56.418		56.418	6.866
21	Sean Leonard	AU 11	56.452		56.452	6.900
22	Adam Caly	AU 11	55.099	+1c	57.099	7.547
23	Chris Saufley	SD 26w	57.430		57.430	7.878
24	Chris Craig	UTA 06w	57.930		57.930	8.378
25	Chris Purcell	AU 61	57.974		57.974	8.422
26	Beau Helton	AU 61	58.080		58.080	8.528
27	Nick Crous	UTA 06w	58.331		58.331	8.779
28	Drew Waller	UTA 07w	56.342	+1c	58.342	8.790
29	Josh Hahne	UTA 87	56.389	+1c	58.389	8.837
30	Paul Hatch	OU 79w	57.401	+1c	59.401	9.849
31	Tam Nguyen	UTA 87	57.448	+1c	59.448	9.896
32	Tim Gornik	KU 10	60.139		60.139	10.587
33	Richard Fielder	UTA 03w	58.647	+1c	60.647	11.095
34	Matthew Cromer	AU 61	59.389	+1c	61.389	11.837
35	Nolan Pray	SD 06w	59.408	+1c	61.408	11.856
36	Donnie Ellis	AU 61	57.591	+2c	61.591	12.039
37	Len Necfer	KU 79	62.751		62.751	13.199
38	Chris Nau	AU 11	61.208	+2c	65.208	15.656
39	Jake Seeger	SD 26w	63.684	+1c	65.684	16.132
40	Raj Narayanan	UTA 08w	65.823		65.823	16.271
41	Ali Karimloo	UTA 87	62.066	+2c	66.066	16.514
42	Kyle Bates	UTA 87	62.553	+2c	66.553	17.001
43	Matt Petty	KU 79	76.964		76.964	27.412
44	Thomas Walter	UTA 87	0.959	dnf	dnf	
45	Jared Anderson	KU 134w	96.856	dnf	dnf	

Saturday Afternoon SCCA-Style Course – Sorted by best time

pl.	name	car	raw time		time	Dt from
1	Kenny Hassler	UTA 07w	45.739		45.739	first
2	Eric Leichtle	UTA 07w	45.842		45.842	0.103
3	Nick Roberts	KU 134w	47.058		47.058	1.319
4	Alejandro Moreno	UTA 08w	47.090		47.090	1.351
5	Clay Pajorlie	SD 6w	47.129		47.129	1.390
6	Denver Stone	UTA 04w	47.436		47.436	1.697
7	Dr. Bob Woods	UTA 07w	47.617		47.617	1.878
8	Eric Ohlde	UTA 05w	47.834		47.834	2.095
9	Dave Collins	OU 79w	49.142		49.142	3.403
10	Gary Kramar	F440	49.648		49.648	3.909
11	Aaron Guliuza	SD 26w	49.687		49.687	3.948
12	Nick Crous	UTA 06w	49.778		49.778	4.039
13	Jared Anderson	KU 134w	47.780	+1c	49.780	4.041
14	Colin Snyder	KU 10	50.025		50.025	4.286
15	Clint Madewell	UTA 05w	50.029		50.029	4.290
16	Richard Fielder	UTA 08w	50.265		50.265	4.526
17	Chris Craig	UTA 06w	50.485		50.485	4.746
18	Wes Blackman	OU 79w	50.614		50.614	4.875
19	Tim Patek	UTA 08w	50.699		50.699	4.960
20	Sean Leonard	AU 11	50.805		50.805	5.066
21	Tim Gornik	KU 10	48.968	+1c	50.968	5.229
22	Chris Auerbach	UT 44	51.083		51.083	5.344
23	Drew Waller	UTA 07w	51.086		51.086	5.347
24	Wes Snaza	SD 6w	49.130	+1c	51.130	5.391
25	Adam Clay	AU 11	51.297		51.297	5.558
26	Nolan Pray	SD 6w	51.340		51.340	5.601
27	Josh Hahne	UTA 87	51.645		51.645	5.906
28	Austin Smith	AU 61	52.049		52.049	6.310
29	Bobby Alley	OU 79w	52.118		52.118	6.379
30	Tommy Saunders	UTA 07w	48.160	+2c	52.160	6.421
31	Pavin Dendi	UT 44	52.162		52.162	6.423
32	Matthew Cromer	AU 11	52.451		52.451	6.712
33	Phil Penner	F440	52.646		52.646	6.907
34	Tam Nguyen	UTA 87	52.911		52.911	7.172
35	Matt Travis	UT 44	54.494		54.494	8.755
36	Chris Saufley	SD 26w	54.927		54.927	9.188
37	Greg Piper	UTA 05w	49.080	+3c	55.080	9.341
38	Chris Nau	AU 61	55.686		55.686	9.947
39	Beau Helton	AU 61	55.919		55.919	10.180
40	Len Necfer	KU 79	56.255		56.255	10.516
41	Sam Voegeli	SD 26w	56.511		56.511	10.772
42	Pierre Gourmelon	AU 61	57.047		57.047	11.308
43	Bryce White	KU 10	57.333		57.333	11.594
44	Paul Hatch	OU 79w	57.747		57.747	12.008
45	Chris Purcell	AU 61	58.760		58.760	13.021
46	Chris Young	AU 61	59.665		59.665	13.926
47	Ali Karimloo	UTA 87	60.442		60.442	14.703
48	Thomas Walter	UTA 87	56.701	+2c	60.701	14.962
49	Matt Kurzac	UH 54	63.480		63.480	17.741
50	Alfio Arcidiacono	UH 54	65.795		65.795	20.056
51	Matt Petty	KU 79	66.427		66.427	20.688
52	Emily Maddox	AU 11	67.582		67.582	21.843
53	Lawrence Raitinger	KU 134w	53.380	dnf	dnf	
54	Donnie Ellis	AU 61	58.561	dnf	dnf	

Results from Equipe Rapide Event on Sunday

pl.	race #	driver	school	run 1	run 2	run 3	run 4	best time	Dt from
1	107	Ken Hassler	UTA	32.271	31.907	31.623	31.779	31.623	first
2	134	Nick Roberts	KU	32.776	31.666	31.982	31.861	31.666	0.043
3	34	Jared Anderson	KU	32.320	31.734	31.953	31.800	31.734	0.111
4	108	Eric Leichtle	UTA	33.059	32.890	32.182	32.195	32.182	0.559
5	7	Dr. Bob Woods	UTA	32.320	32.450	32.344	+1c 32.666	32.320	0.697
6	6	Clay Pojorlie	S. Dakota	35.518	34.503	33.095	32.634	32.634	1.011
7	71	Denver Stone	UTA	36.239	32.942	34.490	33.681	32.942	1.319
8	13	Lawrence Raitinger	KU	34.306	33.126	34.119	34.352	33.126	1.503
9	791	David Collins	OU	35.101	33.230	33.813	33.295	33.230	1.607
10	179	Bobby Alley	OU	34.148	33.360			33.360	1.737
11	10	Tim Gornik	KU	34.701	33.187	+1c 33.373	34.073	+2c 33.373	1.750
12	8	Tim Patek	UTA	38.284	36.750	34.277	33.494	33.494	1.871
13	161	Wes Snaza	S. Dakota	34.135	33.536	34.419	+1c 33.660	33.536	1.913
14	1	Erich Ohlde	KU	34.728	34.968	+1c 34.362	+1c 33.911	33.911	2.288
15	100	Colin Snyder	KU	46.305	dnf 42.516	36.203	34.374	34.374	2.751
16	186	Chris Craig	UTA	38.365	34.422	34.630	44.412	34.422	2.799
17	61	Nolan Pray	S. Dakota	34.512	35.912			34.512	2.889
18	86	Nick Crous	UTA	36.686	35.692	34.692	35.207	34.692	3.069
19	411	Sean Leonard	Auburn	35.479	35.079	35.818	35.107	35.079	3.456
20	114	Adam Clay	Auburn	36.156	35.950	35.502	35.300	35.300	3.677
21	19	Wes Blackman	OU	40.417	dnf 35.452	46.594	35.712	35.452	3.829
22	251	Austin Smith	Auburn	37.069	36.117	35.849	35.847	35.847	4.224
23	125	Matthew Cromer	Auburn	37.676	36.217	36.355	36.114	36.114	4.491
24	126	Aaron Guliuzza	S. Dakota	36.149	44.912	36.489	36.433	36.149	4.526
25	141	Len Necfer	KU	51.822	dnf 38.099	+1c 37.394	36.301	36.301	4.678
26	9	Paul Hatch	OU	40.312	37.382	36.639	62.467	36.639	5.016
27	26	Chris Saufley	S. Dakota	53.887	36.866	36.731	43.523	36.731	5.108
28	81	Drew Waller	UTA	37.671	37.594	37.081	36.864	36.864	5.241
29	44	Matt Travis	UT	38.406	37.228	37.753	36.881	36.881	5.258
30	611	Beau Helton	Auburn	37.341	dnf 37.030	57.919	57.105	+1c 37.030	5.407
31	94	Jason Emberton	UT	39.134	38.502	37.791	37.329	37.329	5.706
32	50	Pavan Dendi	UT	39.858	38.141	37.884	dns	37.884	6.261
33	14	Bryce White	KU	42.538	39.381	37.929	61.917	37.929	6.306
34	16	Chris Young	Auburn	40.828	47.871	38.865	37.937	37.937	6.314
35	54	Alfio Arcindiacono	U Houston	43.556	40.977	39.939	38.951	38.951	7.328
36	111	Chris Nau	Auburn	42.910	40.614	39.393	38.984	38.984	7.361
37	454	Matt Kurzac	U Houston	44.062	41.660	40.051	39.058	39.058	7.435
38	554	Alex Theriot	U Houston	57.110	dnf 54.025	49.736	43.234	43.234	11.611
39	25	Chris Purcell	Auburn	dns	dns	dns	dns	dns	

Saturday Morning FSAE Course – All runs sorted by school

ID	car	run 1	run 2	run 3	best	Dt from	
UT Arlington							
1T	2	Eric Leichtle	UTA 06w	53.573 +1c	56.845 +1c		first
			UTA 08w	51.444	50.367	49.762	
			UTA 08w	49.552			49.552
2T	3	Alejandro Moreno	UTA 08w	52.789	50.750	50.483	50.483 0.931
3T	20	Ken Hassler	UTA 88	55.640	55.161 +2c	53.859	53.859 4.307
			UTA 06w	52.690	54.639	52.336 +3c	
			UTA 06w	51.863 +2c	51.747		51.747 2.195
4T	24	Clint Madewell	UTA 05w	58.160	54.625	52.388	52.388 2.836
5T	4	Tim Patek	UTA 07w	54.754 +1c	53.369	53.919 +2c	53.369 3.817
6	10	Denver Stone	UTA 03w	57.381 +1c	54.893	56.230 +3c	54.893 5.341
7	1	Dr. Bob Woods	UTA 88	57.171 +3c	56.260 dnf	54.474 +1c	
			UTA 88	54.375 +1c			56.375 6.823
8	13	Chris Craig	UTA 06w	62.734 +1c	54.333 dnf	57.930	57.930 8.378
9	12	Nick Crous	UTA 06w	58.905 +2c	60.027 +1c	58.331	58.331 8.779
10	9	Drew Waller	UTA 07w	60.147 dnf	56.342 +1c	55.735 +3c	58.342 8.790
11	16	Josh Hahne	UTA 87	62.427 dnf	56.389 +1c	59.202 +2c	58.389 8.837
12	7	Tam Nguyen	UTA 87	59.412 +3c	57.448 +1c	56.944 +2c	59.448 9.896
13	11	Richard Fielder	UTA 03w	59.475 dnf	59.777 +1c	59.592 +1c	
			UTA 03w	58.647 +1c			60.647 11.095
14	15	Ali Karimloo	UTA 87	67.664 +4c	62.066 +2c		66.066 16.514
15	6	Kyle Bates	UTA 87	62.553 +2c	70.734 +2c		66.553 17.001
16	5	Thomas Walter	UTA 87	0.959 dnf	59.209 dnf		dnf
UT Austin							
1T	26	Chris Auerbach	UT 44	55.045	53.824 +1c	52.845	52.845 3.293
			UT 44	54.073	53.377 +1c	52.518 +2c	
2	25	Matt Travis	UT 44	56.625	26.076 dnf	54.966	
			UT 44	54.584			54.584 5.032
KU							
1T	55	Nick Roberts	KU 134w	50.475 +2c	50.964	50.208	50.208 0.656
			KU 134w	48.732 +3c			
2T	58	Erich Ohlde	KU 10	60.481 +1c	53.543	53.196	53.196 3.644
3	60	Tim Gornik	KU 10	60.139			60.139 10.587
4	62	Len Necfer	KU 79	62.751	57.872 +3c		62.751 13.199
5	63	Matt Petty	KU 79	82.349	76.964		76.964 27.412
6	56	Jared Anderson	KU 134w	96.856 dnf			dnf
OU							
1T	73	Dave Collins	OU 79w	54.408	52.425	51.815	51.815 2.263
2T	70	Bobby Alley	OU 79w	58.290	54.506	53.129	53.129 3.577
3	72	Wes Blackman	OU 79w	59.544	57.491 dnf	54.956	54.956 5.404
4	75	Paul Hatch	OU 79w	78.649	61.069	57.401 +1c	59.401 9.849
SDSMT							
1T	81	Clay Pojorlie	SD 06w	50.591	50.045	51.036 +1c	50.045 0.493
2T	80	Wes Snaza	SD 26w	52.731 +1c	51.325 +1c	54.009	53.325 3.773
3	83	Aaron Guliuzza	SD 06w	56.489	53.570	57.436	53.570 4.018
4	85	Chris Saufley	SD 26w	63.374 dnf	70.002 +1c	57.430	57.430 7.878
			SD 26w	59.079 dnf			
5	82	Nolan Pray	SD 06w	59.408 +1c	51.026 dnf		61.408 11.856
6	84	Jake Seeger	SD 26w	63.684 +1c	88.436 +5c	62.415 dnf	65.684 16.132
Auburn							
1T	98	Austin Smith	AU 61	56.327	55.071	54.134 +2c	55.071 5.519
2T	101	Chris Young	AU 61	86.073 dnf	56.418	67.370	56.418 6.866
3T	94	Sean Leonard	AU 11	53.203 dnf	56.452	60.790 dnf	56.452 6.900
4	99	Adam Caly	AU 11	63.723 dnf	55.099 +1c	55.313 +2c	57.099 7.547
5	95	Chris Purcell	AU 61	74.417 dnf	59.209	57.974	57.974 8.422
6	91	Beau Helton	AU 61	58.779	58.080	75.374	58.080 8.528
7	96	Matthew Cromer	AU 61	59.389 +1c	58.155 +2c		61.389 11.837
8	97	Donnie Ellis	AU 61	59.957 dnf	57.591 +2c	59.398 dnf	61.591 12.039
9	93	Chris Nau	AU 11	64.477 dnf	69.247 +3c	61.208 +2c	65.208 15.656

Saturday Afternoon SCCA-style Course – All runs sorted by school

ID	run 1	run 2	run 3	best time	Dt from first
UT Arlington					
1T 20	Kenny Hassler Bmod UTA 07w 48.603 +3c	47.098 45.949 48.232 dnf 45.739	45.949 45.739	45.739	
2T 2	Eric Leichtle UTA 07w 47.927 +1c	46.183 +1c 48.231 47.934	45.842 47.003	45.842	0.103
3T 3	Alejandro Moreno UTA 03w 52.333	47.439 47.517	47.090	47.090	1.351
4T 10	Denver Stone UTA 03w 55.301	52.224 51.981 +1c	51.981 +1c 52.944 +1c 49.683 +1c 47.436	47.436	1.697
5T 1	Dr. Bob Woods UTA 07w 48.714	47.617	47.755 +1c	47.617	1.878
6 12	Nick Crous UTA 06w 56.573	51.388 50.882 +2c	50.882 +2c	49.778	4.039
7 24	Clint Madewell UTA 05w 63.621 dnf	51.923 50.029	50.029	50.029	4.290
8 11	Richard Fielder UTA 08w 54.839	51.583 51.044	50.265	50.265	4.526
9 13	Chris Craig UTA 06w 54.800	53.008 51.820	51.820	50.485	4.746
10 4	Tim Patek UTA 07w 54.615 +1c	54.871 dnf 59.673 dnf	59.673 dnf	50.699	4.960
11 9	Drew Waller UTA 07w 53.646 +3c	52.363 51.086	51.086	51.086	5.347
12 16	Josh Hahne UTA 87 52.539 dnf	51.870 51.645	51.645	51.645	5.906
13 7	Tam Nguyen UTA 87 55.091 +2c	54.631 52.911	52.911	52.911	7.172
14 15	Ali Karimloo UTA 87 64.429 dnf	60.442	60.442	60.442	14.703
15 5	Thomas Walter UTA 87 63.543 dnf	68.717 56.701	56.701	60.701	14.962
UT Austin					
1T 26	Chris Auerbach UT 44 52.727 +1c	52.100 +1c 51.803 +2c	51.803 +2c	51.083	5.344
2 34	Pavin Dendi UT 44 58.665	53.565 52.162	52.162	52.162	6.423
3 25	Matt Travis UT 44 59.107	54.494	53.955 dnf	54.494	8.755
U Houston					
1T 43	Matt Kurzac UH 54 90.288 dnf	63.480	63.480	63.480	17.741
2 40	Alfio Arcidiacono UH 54 81.085 +1c	77.265 65.795	65.795	65.795	20.056
KU					
1T 55	Nick Roberts KU 134w 47.058	41.467 dnf 47.058	47.058	47.058	1.319
2T 58	Eric Ohlde KU 10 51.460	50.232 49.014	48.786 47.834	47.834	2.095
3T 56	Jared Anderson KU 134w 47.780 +1c	46.792 dnf 84.365 dnf	84.365 dnf	49.780	4.041
4 59	Colin Snyder KU 10 54.216	51.457 50.025	50.025	50.025	4.286
5 60	Tim Gornik KU 10 61.511	53.699 104.007 dnf	56.548 dnf 54.222 dnf	50.968	5.229
6 62	Len Necfer KU 79 56.255	56.255	56.255	56.255	10.516
7 61	Bryce White KU 10 57.333	146.990 dnf 82.901	82.901	57.333	11.594
8 63	Matt Petty KU 10 59.455	71.887 69.215	66.427	66.427	20.688
9 57	Lawrence Raitinger KU 134w 53.380 dnf	53.380	53.380	53.380	
OU					
1T 73	Dave Collins OU 79w 49.890	49.441 49.142	49.142	49.142	3.403
2T 72	Wes Blackman OU 79w 55.187	51.309 50.614	50.614	50.614	4.875
3 70	Bobby Alley OU 79w 52.118	55.277 +3c 52.118	52.118	52.118	6.379
4 75	Paul Hatch OU 79w 58.431 +1c	62.921 dnf 57.747	57.747	57.747	12.008
SDSMT					
1T 81	Clay Pojorlie SD 6w 47.871	47.129	51.418 +1c	47.129	1.390

			UTA 04w	52.282	+2c	49.148	48.093			
2T	83	Aaron Guliuzza	SD 26w	53.612		50.852	68.589			
			SD 26w	49.687				49.687	3.948	
3	80	Wes Snaza	SD 6w	43.769	dnf	49.130	+1c 48.113	+4c	51.130	5.391
			KU 10	52.291	+4c	51.813	+1c			
4	82	Nolan Pray	SD 6w	51.340		52.026	+1c		51.340	5.601
5	85	Chris Saufley	SD 26w	60.749	dnf	54.927			54.927	9.188
6	88	Sam Voegeli	SD 26w	56.511		55.182	+1c		56.511	10.772
Auburn										
1T	94	Sean Leonard	AU 11	54.237		52.495	+1c 52.302			
			AU 11	52.297		50.805			50.805	5.066
2T	99	Adam Clay	AU 11	53.105		51.297	53.284	+2c	51.297	5.558
			AU 61	63.984	+1c	52.897				
3T	98	Austin Smith	AU 61	54.881		52.049	52.153		52.049	6.310
			AU 61	52.458		51.266	+1c 51.290	+2c		
4T	96	Matthew Cromer	AU 11	55.526		71.387	+1c 55.960			
			AU 11	53.077		52.451	52.515		52.451	6.712
5	93	Chris Nau	AU 61	58.740		55.686	57.312		55.686	9.947
			AU 61	58.047	dnf	56.245				
6	91	Beau Helton	AU 61	72.766	+4c	56.318	55.919		55.919	10.180
7	100	Pierre Gourmelon	AU 61	62.928		61.102	57.651	dnf		
			AU 61	59.938		57.047	55.982	+1c	57.047	11.308
8	95	Chris Purcell	AU 61	58.760		57.160	dnf 58.603	+1c	58.760	13.021
9	101	Chris Young	AU 61	59.665		68.816	dnf 66.869		59.665	13.926
10	92	Emily Maddox	AU 11	69.485	+1c	66.959	+2c 70.680			
			AU 11	67.582		67.956	dnf		67.582	21.843
11	97	Donnie Ellis	AU 61	58.561	dnf	61.177	dnf 82.405	dnf	dnf	
Equipe Rapide										
1T	121	Gary Kramar	F440	50.403		78.313	49.648		49.648	3.909
			F440	49.736						
2T	123	Tommy Saunders	Bmod	49.324	dnf					
			UTA 07w	48.160	+2c	48.181	+3c		52.160	6.421
3	126	Phil Penner	F440	54.331		52.883	+2c 52.646		52.646	6.907
4	128	Greg Piper	UTA 05w	53.732	dnf	61.117	49.080	+3c	55.080	9.341
xtra										
1T	151	Rob Rowton	BMW M3	61.765	+1c	59.941			59.941	14.202
2	150	Raj Narayanan	Ferrari 430	70.392		65.275	dnf		70.392	24.653